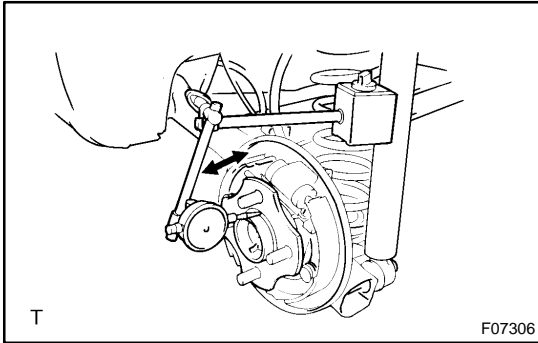


REMOVAL

1. REMOVE REAR WHEEL
2. REMOVE BRAKE DRUM

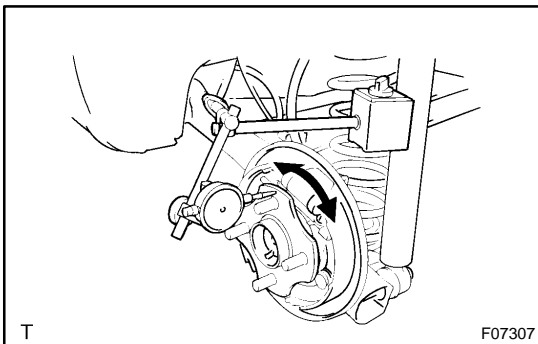


3. CHECK BEARING BACKLASH AND AXLE HUB DEVIATION

- (a) Set a dial indicator near the center of the axle hub and check the backlash in the bearing shaft direction.

Maximum: 0.05 mm (0.0020 in.)

If the backlash exceeds the maximum, replace the axle hub assembly.

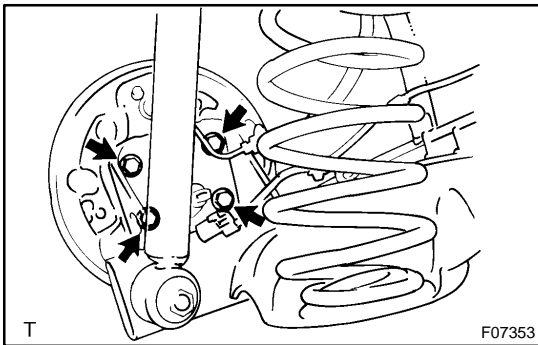


- (b) Using a dial indicator, check the deviation at the surface of the axle hub outside the hub bolt.

Maximum: 0.07 mm (0.0028 in.)

If the deviation exceeds the maximum, replace the axle hub assembly.

4. w/ ABS: DISCONNECT ABS SPEED SENSOR CONNECTOR



5. REMOVE AXLE HUB ASSEMBLY

- (a) Remove the 4 bolts and axle hub assembly.
- (b) Support the rear brake assembly securely.