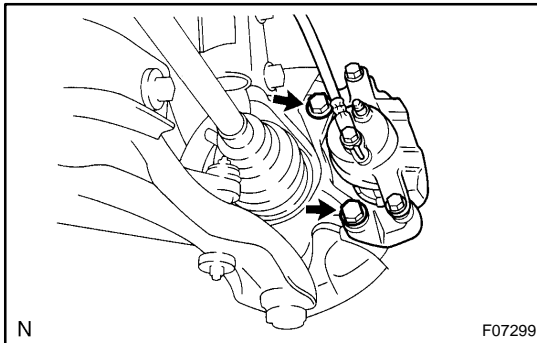


# FRONT WHEEL HUB BOLT REPLACEMENT

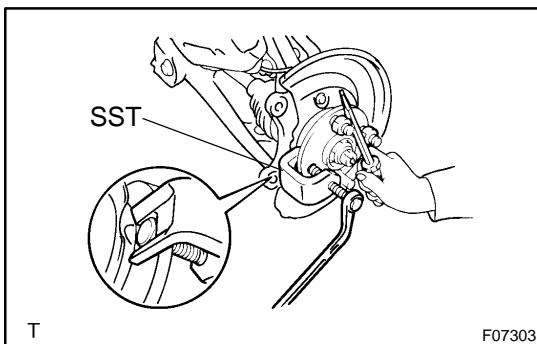
SA1CN-02

## 1. REMOVE FRONT WHEEL



## 2. REMOVE BRAKE CALIPER AND DISC

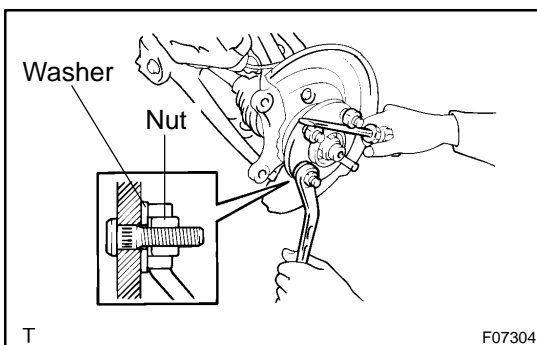
- (a) Remove the 2 bolts, brake caliper and disc.
- (b) Support the brake caliper securely.



## 3. REMOVE HUB BOLT

Using SST, 2 nuts and a screwdriver or an equivalent, remove the hub bolt.

SST 09628-1001 1



## 4. INSTALL HUB BOLT

- (a) Install a washer and nut to a new hub bolt as shown in the illustration.
- (b) Using a screwdriver or an equivalent to hold, install the hub bolt by torquing the nut.
- (c) Remove the 3 nuts and washer.

## 5. INSTALL DISC AND BRAKE CALIPER

Install the disc, brake caliper and 2 bolts.

**Torque: 88 N·m (900 kgf·cm, 65 ft·lbf)**

## 6. INSTALL FRONT WHEEL

**Torque: 103 N·m (1,050 kgf·cm, 76 ft·lbf)**