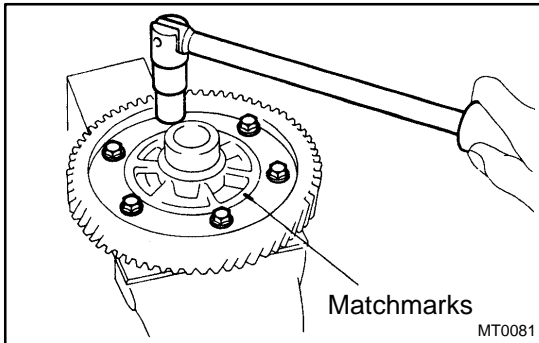


DISASSEMBLY

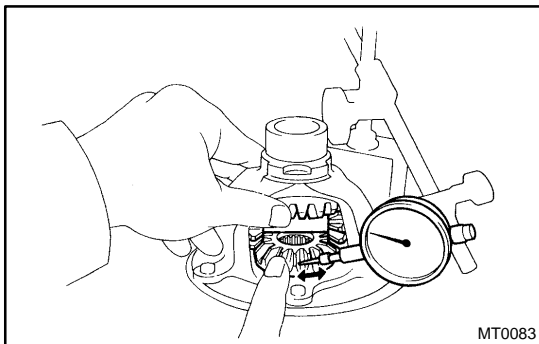
1. REMOVE SIDE BEARING FROM DIFFERENTIAL CASE

- (a) Using SST, remove the bearings from both sides of the differential case.
SST 09950-00020, 09950-00030, 09950-60010 (09951-00360)
- (b) Remove the vehicle speed sensor drive gear from the RH side.



2. REMOVE RING GEAR

- (a) Place matchmarks on the ring gear and differential case.
- (b) Remove the 6 bolts.
- (c) Using a plastic hammer, tap on the ring gear to remove it from the differential case.



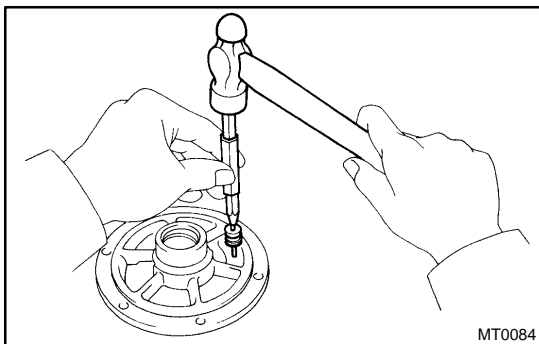
3. INSPECT SIDE GEAR BACKLASH

Using a dial indicator, measure the backlash of one side gear while holding one pinion toward the differential case.

Standard backlash:

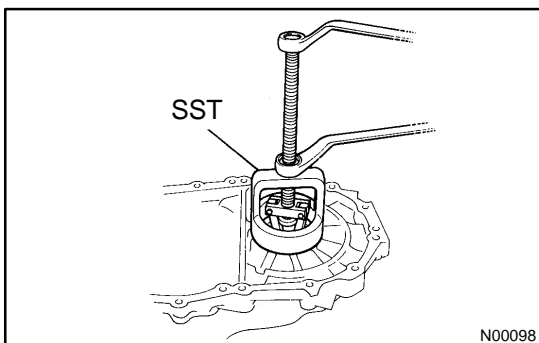
0.05 - 0.20 mm (0.0020 - 0.0079 in.)

If the backlash is not within the specification, install the correct thrust washer to the side gears.



4. DISASSEMBLE DIFFERENTIAL CASE

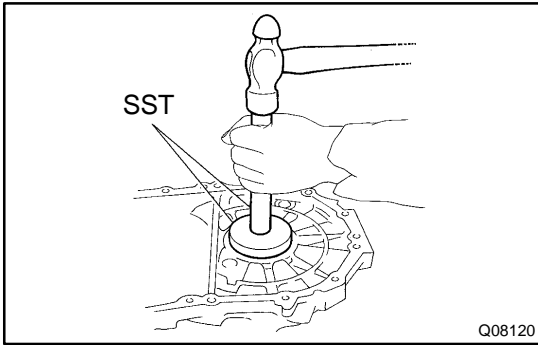
- (a) Using a pin punch and hammer, drive out the straight pin.
- (b) Remove the pinion shaft from the differential case.
- (c) Remove the 2 pinion gears and side gears with the 4 thrust washers from each gear.



5. Transmission case side:

IF NECESSARY, REPLACE OIL SEAL AND SIDE BEARING OUTER RACE

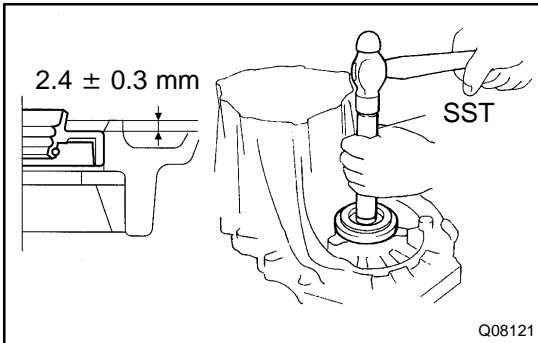
- (a) Using a screwdriver and hammer, drive out the oil seal.
- (b) Using SST, pull out the outer race and shim.
SST 09612-65014
- (c) Place the shim into the differential case.



- (d) Using SST and a hammer, drive in a new outer race.
 SST 09950-60020 (09951-00710), 09950-70010 (09951-07150)

NOTICE:

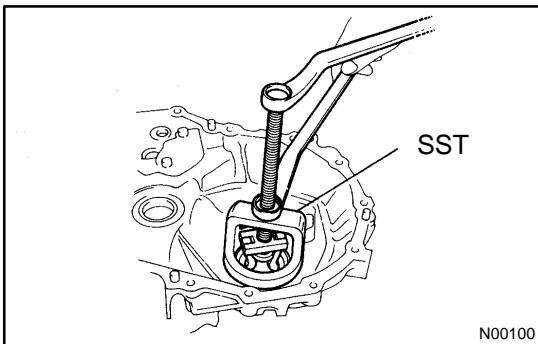
When replacing the side bearing outer race, replace the side bearing along with it.



- (e) Using SST and a hammer, drive in a new oil seal.
 SST 09350-32014 (09351-32111), 09950-70010 (09951-07150)

Drive in depth: 2.4 ± 0.3 mm (0.094 ± 0.012 in.)

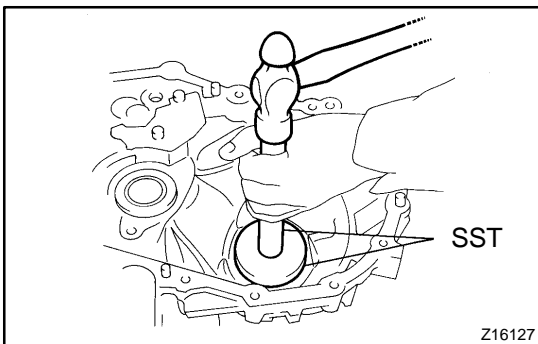
- (f) Coat the lip of the oil seal with MP grease.



6. Transaxle case side:

IF NECESSARY, REPLACE OIL SEAL AND SIDE BEARING OUTER RACE

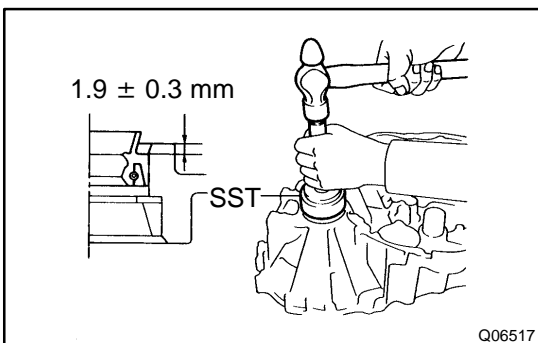
- (a) Using a screwdriver and hammer, drive out the oil seal.
 (b) Using SST, pull out the outer race and plate washer.
 SST 09612-65014
 (c) Place the plate washer into the differential case.



- (d) Using SST and a hammer, drive in a new outer race.
 SST 09950-60020 (09951-00680), 09950-70010 (09951-07150)

NOTICE:

When replacing the side bearing outer race, replace the side bearing along with it.



- (e) Using SST and a hammer, drive in a new oil seal.
 SST 09350-32014 (09351-32130, 09351-32150)
Drive in depth: 1.9 ± 0.3 mm (0.075 ± 0.012 in.)
 (f) Coat the lip of the oil seal with MP grease.