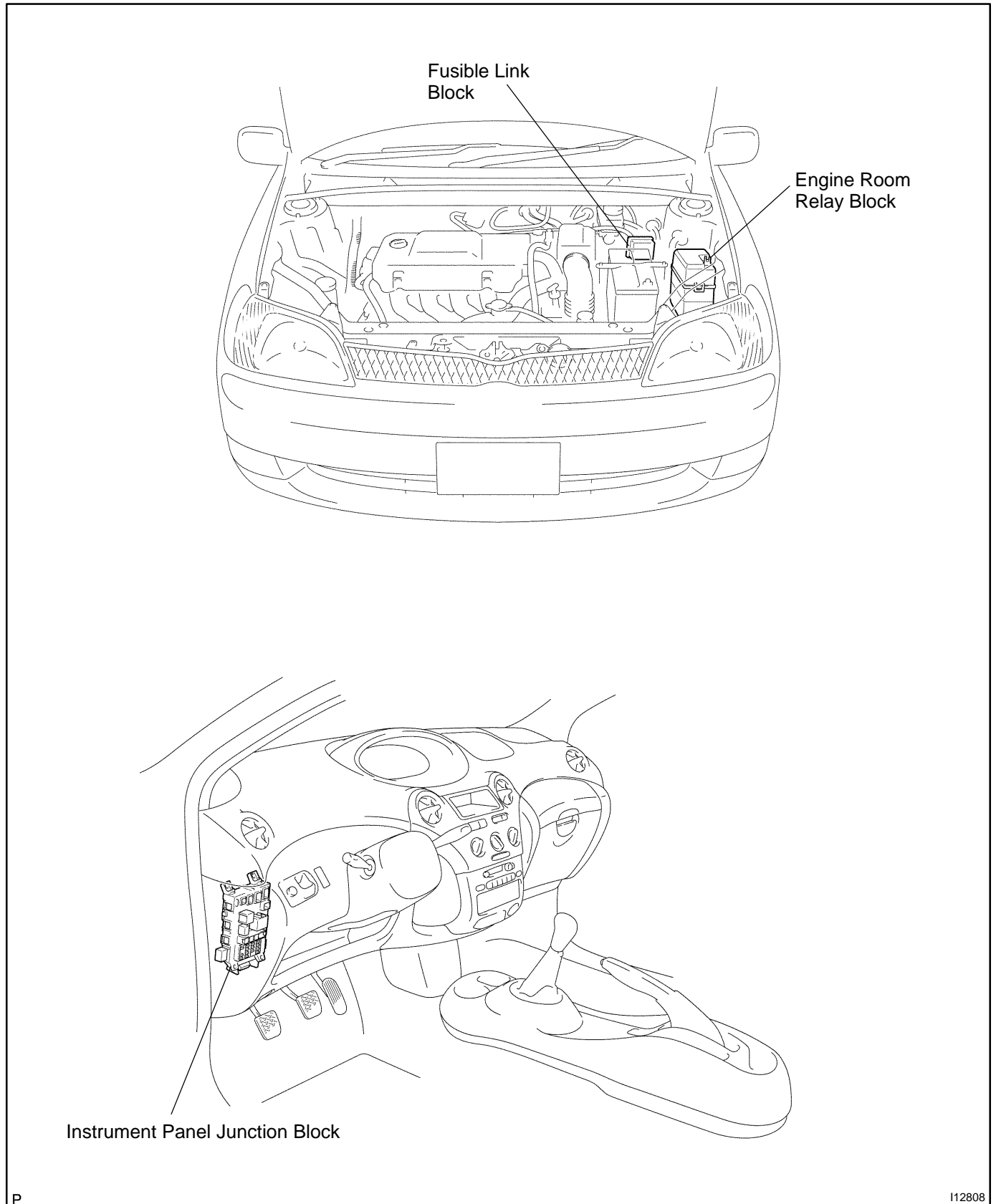
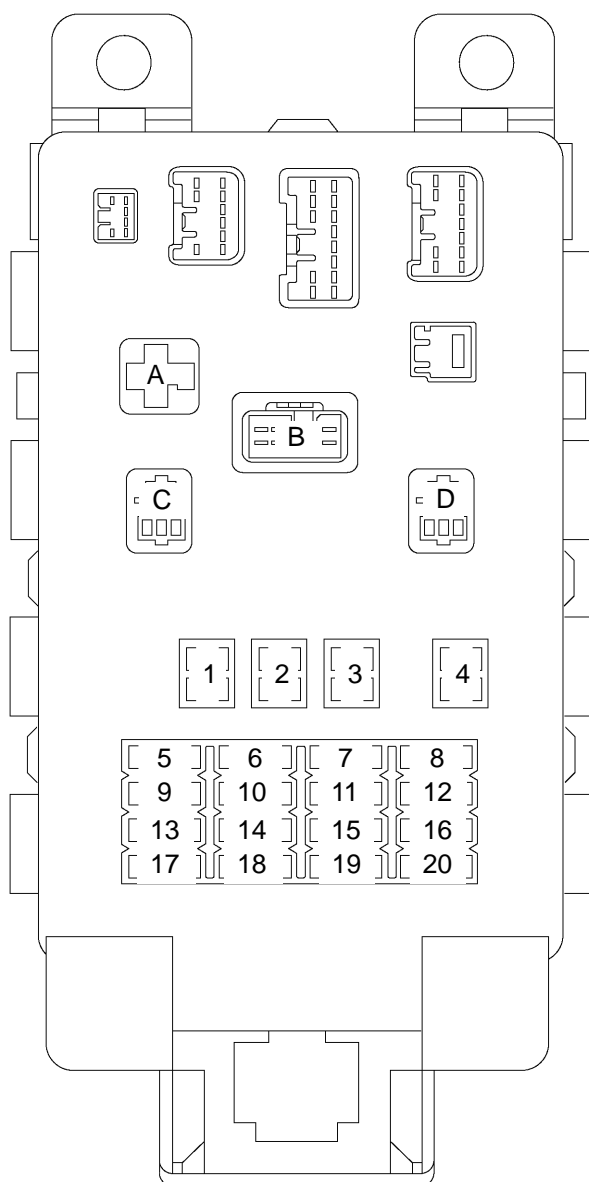


POWER SOURCE LOCATION

BE183-03



Instrument panel junction block:

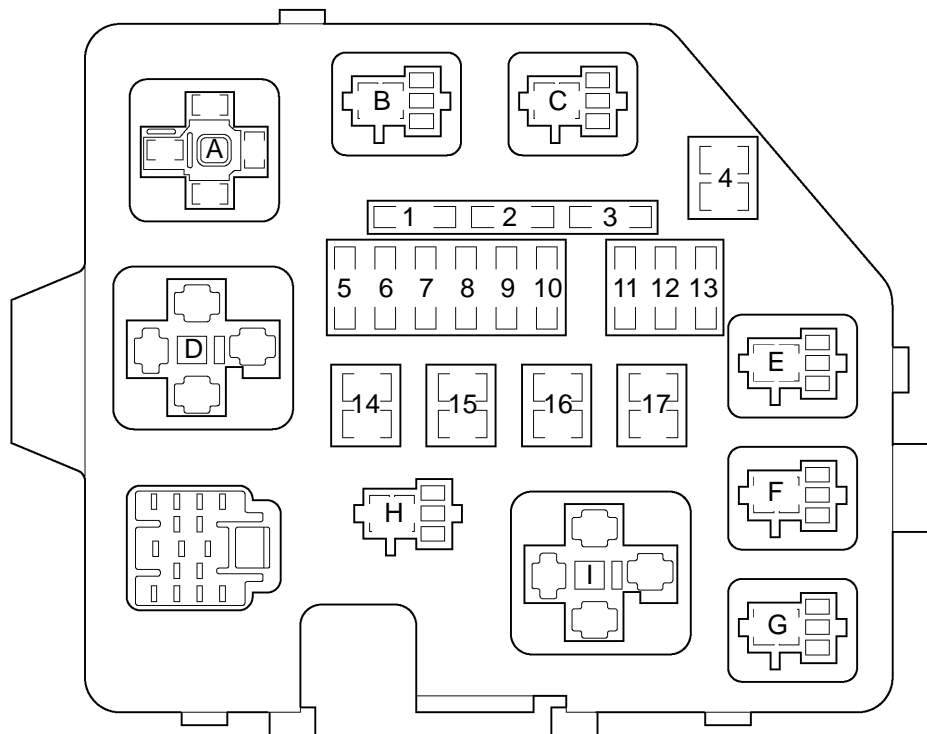
**Fuses**

1. AM1 Fuse
2. POWER Fuse
3. HTR Fuse
4. DEF Fuse
5. GAUGE Fuse
6. -
7. D/L Fuse
8. TAIL Fuse
9. -
10. WIPER Fuse
11. ECU-B Fuse
12. -
13. ACC Fuse
14. ECU-IG Fuse
15. OBD Fuse
16. HAZ Fuse
17. A/C Fuse
18. -
19. -
20. STOP Fuse

Relays

- A. Heater Relay
- B. FLASHER Relay
- C. Power Main Relay
- D. C/OPN Relay

Engine room relay block:

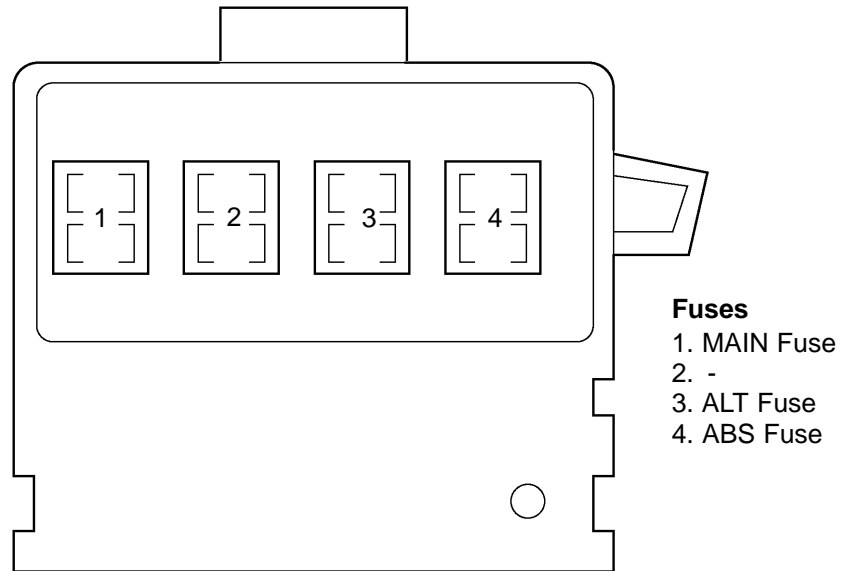
**Fuses**

- | | |
|------------------|-------------------|
| 1. SPARE Fuse | 15. RDI Fuse |
| 2. SPARE Fuse | 16. HTR SUB1 Fuse |
| 3. - | 17. - |
| 4. - | |
| 5. DOME Fuse | |
| 6. EFI Fuse | |
| 7. HORN Fuse | |
| 8. AM2 Fuse | |
| 9. ST Fuse | |
| 10. - | |
| 11. H-LP LH Fuse | |
| 12. H-LP RH Fuse | |
| 13. - | |
| 14. - | |

Relays

- | |
|--------------------|
| A. ST Relay |
| B. FAN NO. 2 Relay |
| C. FAN NO. 1 Relay |
| D. - |
| E. EFI Relay |
| F. A/C MG Relay |
| G. HORN Relay |
| H. DRL NO. 5 Relay |
| I. HTR SUB1 Relay |

Fusible link block:



Y

I12358